

# PEOPLES STEEL MILLS LIMITED

Manghopir, Karachi.

## REQUEST FOR QUOTATION



M/s.

RFQ NO. PSM/LP-55/PR-21391/22355

ISSUED ON 21-DEC-23

DUE ON 01-JAN-24

Dear Sirs,

We invite you to quote for the following material on F.O.R PSM site basis inclusive of all Government taxes and levies on the terms and conditions attached herewith valid for 45 days. Your offer must reach the office of the undersigned by the date mentioned above.

S. NO.	DESCRIPTION	QUANTITY	RATE
1	SEALING KIT OF HYDRAULIC CYLINDER: CYLINDER TYPE C 25 ZB 140 / 100 - 290 MIA - FC : DRAWING NUMBER R0502057. R200009 (MAKE : CHINA, CYLINDER DRAWING IS ATTACHED)	1 NOS	
2	SEALING KIT OF HYDRAULIC CYLINDER: CYLINDER TYPE C 25 ZB 220 / 160 - 506 MIA - FC : DRAWING NUMBER R0502057. R 300004 (MAKE : CHINA, CYLINDER DRAWING IS ATTACHED)	1 NOS	
3	SEALING KIT OF HYDRAULIC CYLINDER: CYLINDER TYPE C 25 WE 180 / 125 - 750 MIA - FC: DRAWING NUMBER R0502057. S 000007 (MAKE : CHINA, CYLINDER DRAWING IS ATTACHED)	1 NOS	

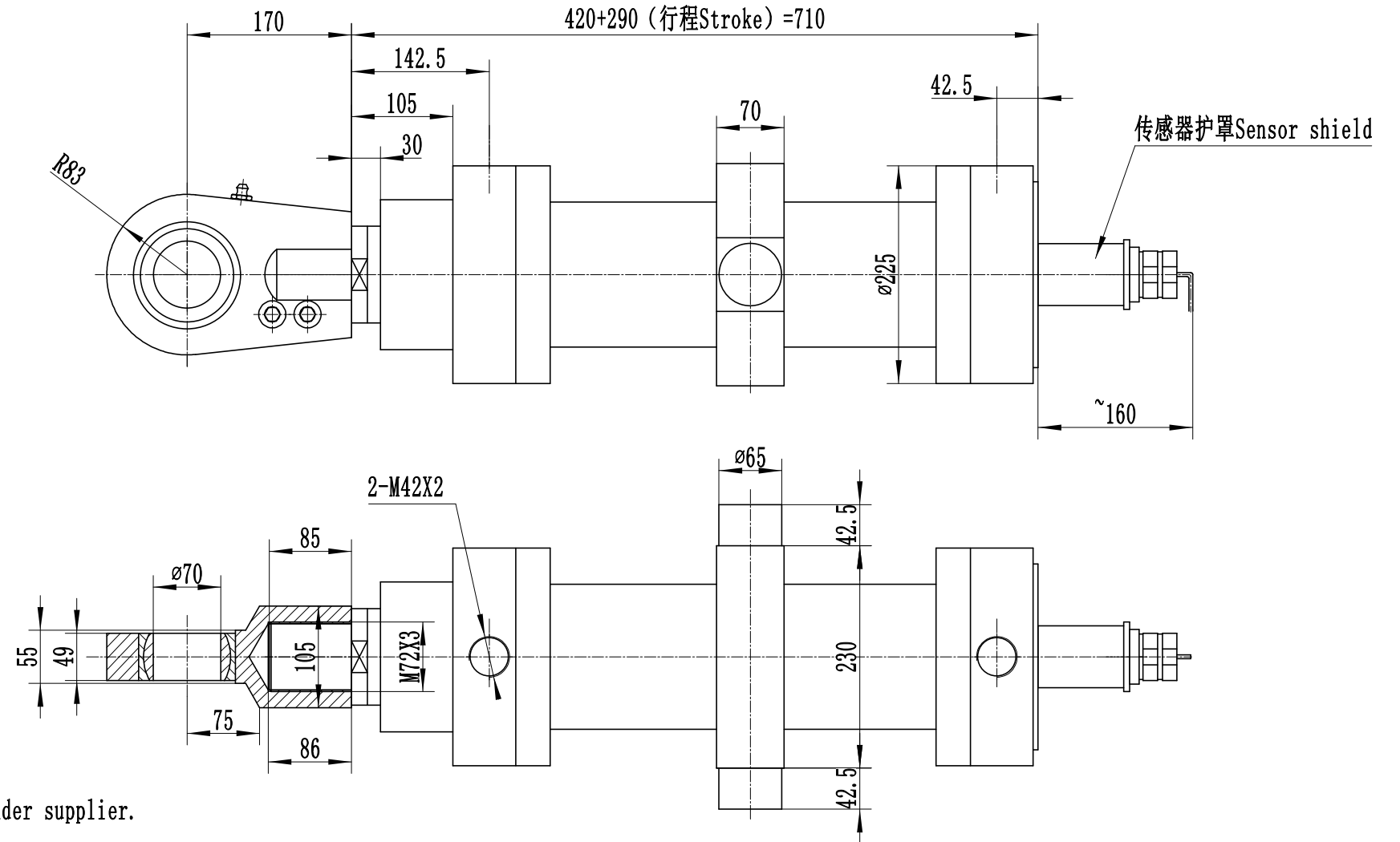
- NOTE :**
- (I) OFFER ON F. O. R. BASIS MUST BE SENT TO THE ATTENTION OF HEAD (PROCUREMENT) ON FAX NO. 36770112, 35206764 OR BY COURIER SERVICE AT THE FACTORY ADDRESS. OFFER ON EX-GODOWN WILL LIABLE TO BE REJECTED.  
(E-mailto:salmanakbar@psmltd.com)
  - (II) PSM WILL TAKE DELIVERY OF ORDERED MATERIAL FROM SUPPLIER PREMISES HAVING VALUE UPTO RS. 20,000/- THROUGH OWN ARRANGEMENT.
  - (III) DELIVERY LEAD TIME SHOULD BE WITHIN 15 DAYS AFTER RECEIPT OF P.O.
  - (IV) PAYMENT WILL BE MADE WITHIN 45 DAYS.

**Yours Sincerely**  
**for PEOPLES STEEL MILLS LIMITED**

Factory & Procurement Office: Javedan Nagar, Manghopir, Karachi-75890, Pakistan PABX: (92-21) 36770126-27-28-29  
Proc.: (92-21) 36770121, Fax: (92-21) 36770112, Email: procurement@psmltd.com Web www.psmltd.com

Form # 81180009  
Revision # 0

液压缸技术参数 Technical parameters of hydraulic cylinder	
型号Type	C25ZB140/100-290MIA-Fc(耐高温防尘罩Equipped with high temperature dust-proof cover)
缸径Cylinder diameter	140mm
杆径Rod diameter	100mm
行程Stroke	290mm
最大速度Max speed	120mm/s
工作压力Working pressure	15Mpa
系统压力System pressure	25Mpa



液压缸技术说明: Technical description of hydraulic cylinder:

1. 液压缸供货商安装内置传感器; Built-in sensor is installed by hydraulic cylinder supplier.
2. 液压缸安装尺寸如上图参考无锡长江液压缸厂绘制,

其余外形要求尺寸厂家自定; The installation dimension of the hydraulic cylinder is as shown in the figure above, which is drawn by Wuxi Changjiang Hydraulic Cylinder Factory. Other dimensions are required to be determined by the manufacturer.

3. 位移传感器技术参数: Technical parameter of displacement sensor.

a. 型号: RH-M0320-S2-DT30-A01

(杭州浙达精益机电技术股份有限公司);

b. 输出方式: 模拟量; Output mode: analog quantity

c. 位置电流输出: 4-20mA; Position current output: 4-20mA

d. 电源: DC+24V; Power supply: DC + 24V

e. 备注: 位移传感器厂家配安装所需的密封圈(进口耐高温氟橡胶密封圈) Remarks: the displacement sensor manufacturer shall provide the required sealing ring (imported high temperature resistant fluororubber sealing ring)

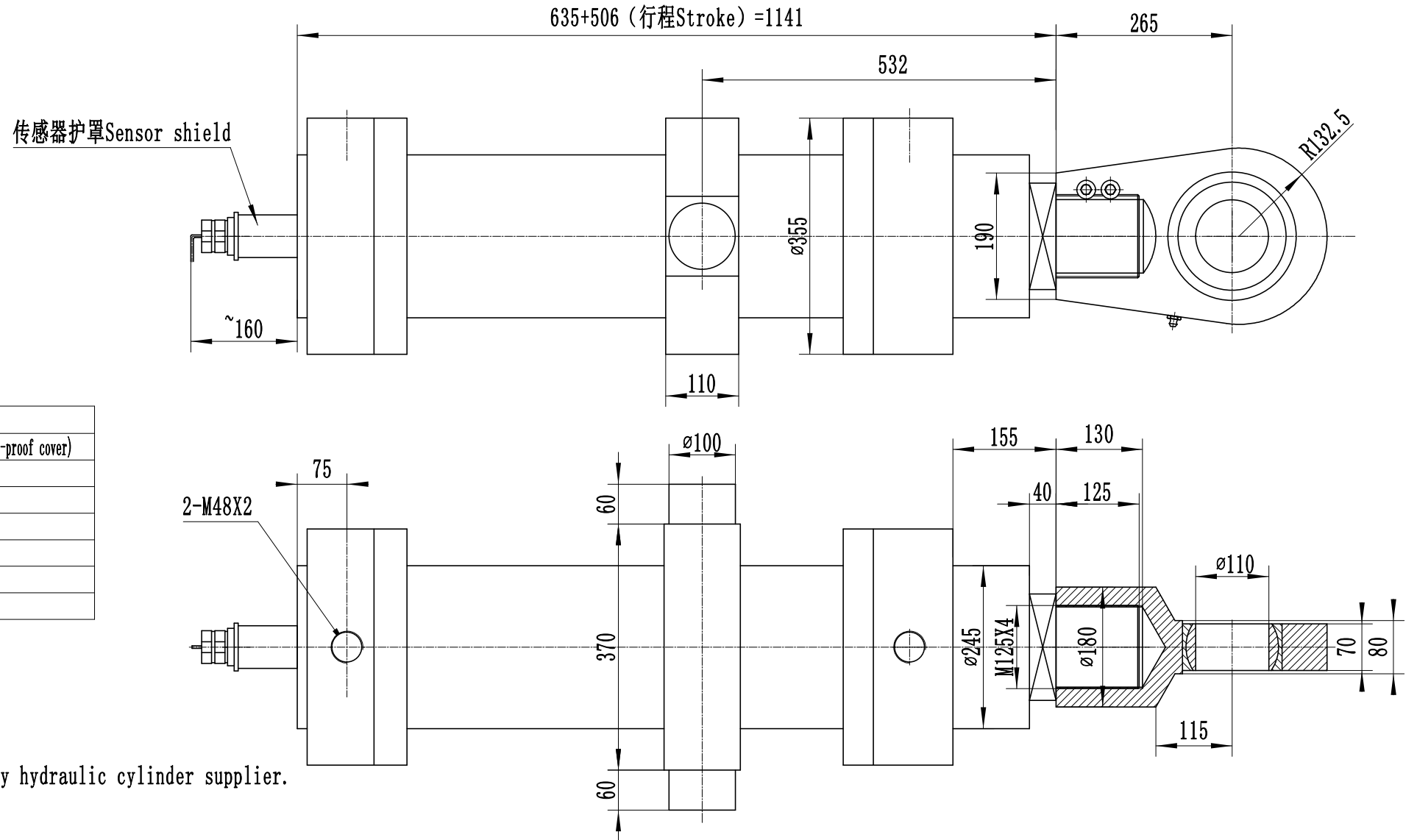
并另提供2套与此传感器型号相符的进口耐高温氟橡胶密封圈做为备件; and provide another 2 sets of imported high temperature resistant fluororubber sealing ring which is consistent with the sensor model as spare parts.

此油缸共计3支, 每支油缸所有密封件均采用进口耐高温氟橡胶密封圈, 油缸厂家另提供与此油缸型号相符的进口耐高温氟橡胶密封圈(2套/支, 共计6套)做为备件。

There are 3 cylinders in total. All sealing parts of each cylinder are imported high temperature resistant fluororubber sealing rings. The cylinder manufacturer also provides imported high temperature resistant fluororubber sealing rings (2 sets / piece, 6 sets in total) which are consistent with the oil cylinder model as spare parts.

此方案为镭目公司产权, 未经镭目公司授权, 任何公司或个人不得采用。 The content of this sheet is RAMON copyright property. The unauthorized use of the sheet is not permitted and shall be prosecuted.									
材料 Material							成品 Finished product		镭目公司 RAMON
标记 LABEL	处数 Rev.	分区 AREA	更改文件号 FILES TITLE	签名 SIGN	年、月、日 DATE	版本 VERSION	A01		横移油缸订货图 Order drawing of traverse oil cylinder R0502057. R200009
设计 DESIGNED			标准化 STANDARD			阶段标记 STAGE	重量 WGT.(kg)	比例 SCALE	
校对 CHECKED							180	1:6	
审核 REVIEWED									
工艺 PROCEDURE			批准 APPROVED			共 1 页 PAGES 1	第 1 页 PAGES NO. 1		

液压缸技术参数 Technical parameters of hydraulic cylinder	
型号 Type	C25ZB220/160-506M1A-Fc (配耐高温防尘罩 Equipped with high temperature dust-proof cover)
缸径 Cylinder diameter	220mm
杆径 Rod diameter	160mm
行程 Stroke	506mm
最大速度 Max speed	80mm/s
工作压力 Working pressure	15Mpa
系统压力 System pressure	25Mpa



液压缸技术说明: Technical parameters of hydraulic cylinder

1. 液压缸供货商安装内置传感器; The built-in sensor is installed by hydraulic cylinder supplier.

2. 液压缸安装尺寸如上图参考无锡长江液压缸厂绘制,

其余外形要求尺寸厂家自定; The installation dimension of the hydraulic cylinder is as shown in the figure above, which is drawn by Wuxi Changjiang Hydraulic Cylinder Factory. Other dimensions are required to be determined by the manufacturer.

3. 位移传感器技术参数: Technical parameter of displacement sensor.

a. 型号: RH-M0536-S2-DT30-A01

(杭州浙达精益机电技术股份有限公司);

b. 输出方式: 模拟量; Output mode: analog quantity

c. 位置电流输出: 4-20mA; Position current output: 4-20mA

d. 电源: DC+24V; Power supply: DC + 24V

e. 备注: 位移传感器厂家配安装所需的密封圈 (进口耐高温氟橡胶密封圈)

并另提供2套与此传感器型号相符的进口耐高温氟橡胶密封圈做为备件;

Remarks: the displacement sensor manufacturer shall provide the required sealing ring (imported high temperature resistant fluororubber sealing ring), and provide another 2 sets of imported high temperature resistant fluororubber sealing ring which is consistent with the sensor model as spare parts.

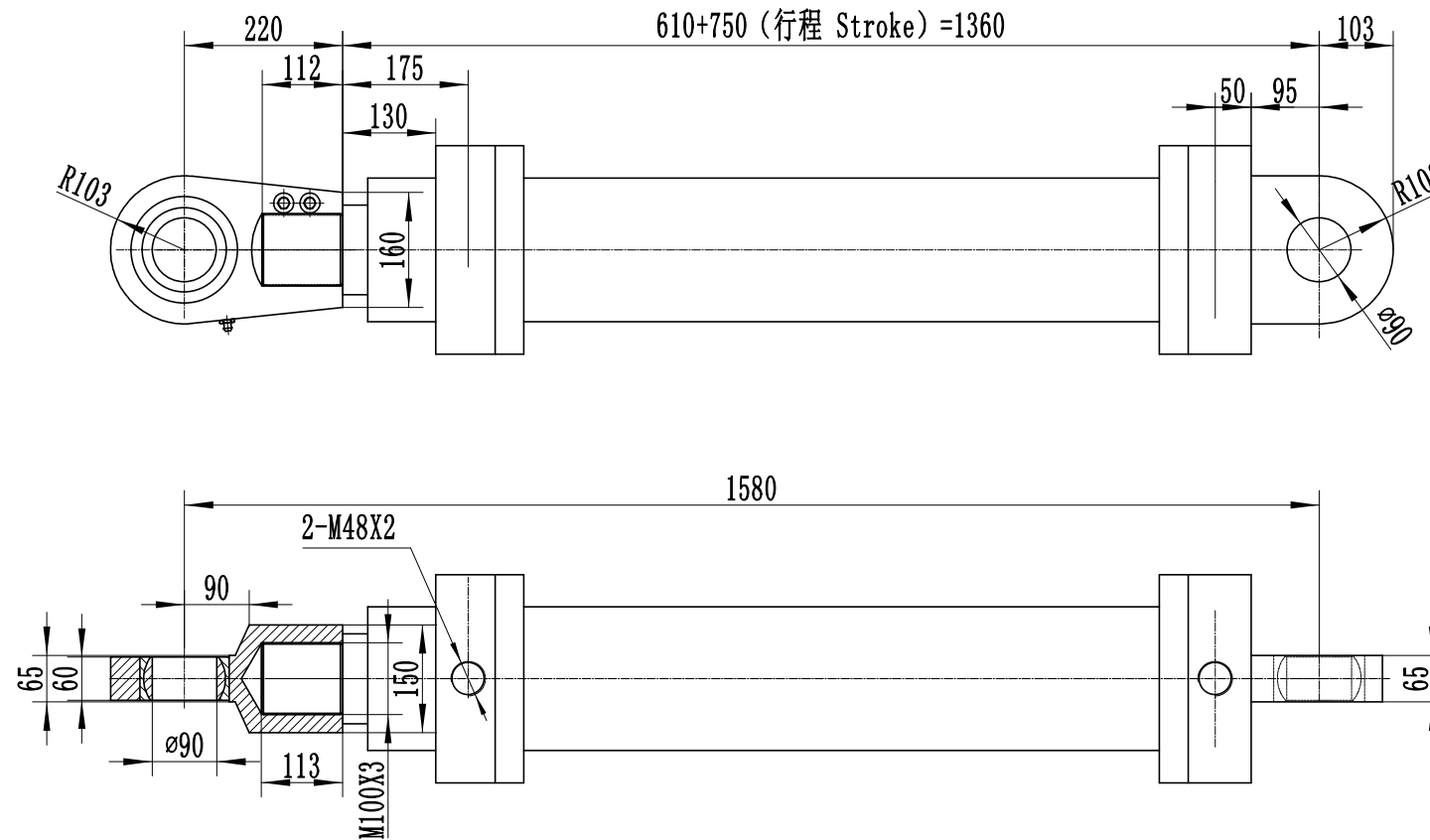
此油缸共计3支, 每支油缸所有密封件均采用进口耐高温氟橡胶密封圈,

油缸厂家另提供与此油缸型号相符的进口耐高温氟橡胶密封圈 (2套/支, 共计6套) 做为备件。

There are 3 cylinders in total. All sealing parts of each cylinder are imported high temperature resistant fluororubber sealing rings. The cylinder manufacturer also provides imported high temperature resistant fluororubber sealing rings (2 sets / piece, 6 sets in total) which are consistent with the oil cylinder model as spare parts.

此方案为镭目公司产权, 未经镭目公司授权, 任何公司或个人不得采用。 The content of this sheet is RAMON copyright property. The unauthorized use of the sheet is not permitted and shall be prosecuted.										
							材料 Material	成品 Finished product		
标记 LABEL	处数 Rev.	分区 AREA	更改文件号 FILES TITLE	签名 SIGN	年、月、日 DATE	版本 VERSION	A01		升降油缸订货图	
设计 DESIGNED			标准化 STANDARD			阶段标记 STAGE	重量 WGT.(kg)	比例 SCALE	Order drawing of lifting cylinder	
校对 CHECKED							430	1:8	R0502057.R300004	
审核 REVIEWED										
工艺 PROCEDURE			批准 APPROVED			共 1 页 PAGES 1	第 1 页 PAGES NO. 1			

L00000S.L907090S



液压缸技术说明:

Technical requirements of hydraulic cylinder:  
 液压缸安装尺寸如上图参考无锡长江液压缸厂绘制,  
 其余外形要求尺寸厂家自定;

The installation dimension of hydraulic cylinder is shown in the figure above,  
 which is drawn by Wuxi Changjiang Hydraulic Cylinder Factory

液压缸技术参数

Technical parameters of hydraulic cylinder

型号 Type	C25WE180/125-750MIA-Fc (配耐高温防尘罩) Equipped with high-temperature dust cover
缸径 Cylinder diameter	180mm
杆径 Rod diameter	125mm
行程 Stroke	750mm
最大速度 Max speed	120mm/s
工作压力 Working pressure	15Mpa
系统压力 System pressure	25Mpa

此油缸共计2支, 每支油缸所有密封件均采用进口耐高温氟橡胶密封圈,

There are 2 oil cylinders in total. All seals of each oil cylinder are imported high temperature resistant fluororubber sealing rings.

油缸厂家另提供与此油缸型号相符的进口耐高温氟橡胶密封圈(2套/支, 共计4套)做为备件。

The oil cylinder manufacturer also provides imported high temperature resistant fluororubber sealing rings (2 sets / piece, 4 sets in total) which shall be consistent with the oil cylinder model as spare parts.

此方案为镭目公司产权, 未经镭目公司授权, 任何公司或个人不得采用。  
 The content of this sheet is RAMON copyright property. The unauthorized use of the sheet is not permitted and shall be prosecuted.

Material						外购件 Purchased part			
标记 LABEL	处数 Rev.	分区 AREA	更改文件号 FILES TITLE	签名 SIGN	年、月、日 DATE	版本 VERSION	A01	推料油缸订货图	
设计 DESIGNED			标准化 STANDARD			阶段标记 STAGE	重量 WGT.(kg)	比例 SCALE	Order drawing of steel pusher cylinder
校对 CHECKED							414	1:10	S0502057.S000007
审核 REVIEWED									
工艺 PROCEDURE			批准 APPROVED			共 1 页 PAGES 1	第 1 页 PAGES NO. 1		